

MS-DOS

MS-DOS :

**IBM
DISK**

: MS-DOS -

**DOS
.OPRAITING SYSTEM**

: MS-DOS -

-
-
-
-
-

MS - DOS :

**MICROSOFT
MS-DOS**

(NEW VERSION)

	MS-DOS 1.0
(DS)	MS-DOS 1.25
	MS-DOS 2.0
ATTRIB	MS-DOS 3.0
	MS-DOS 3.1
	MS-DOS 3.2
	MS-DOS 3.3
MEM DOS SHELL	MS-DOS 4.0
. DOSSHELL (EDITOR)	MS-DOS 5.0
MS-DOS 5.0 SCANDISK DELTREE	MS-DOS 6.0 - 6.22

MS-DOS

:

MS-DOS 6.22

:

- 1 - BIO.SYS**
- 2 - MS-DOS.SYS**
- 3 - COMMAND.COM**
- 4 - DBLSPACE .BIN**

BIO.sys -

[BASIC INPUT/OUTPUT [BIO]]

MS-DOS.SYS -

MS-DOS.SYS

MS

BOOT

COMMAND.COM -

C:> A:\>

DOS

DBLSPACE.BIN -



:

() -

-

-

-

DOS

A>

DOS

C>

A>

:

(RESET)

:

-

:

-

. RESET

ON/OFF

:

-

. A>

" DOS "

-

()

A>

-

:

-. " DOS "

CURRENT DATE IS TUE 1-01-1980

ENTER NEW DATE (MM - DD - YY) :

" DOS "

:

" DOS "

NON-SYSTEM DISK OR DISK ERROR

REPLACE AND STRIKE ANY KEY WHEN READY

dos

DEL ALT CTRL

MS-DOS :

DOS

DOS

DOS

ENTER

	DOS

DOS .
DOS

[]

TIME -

TIME [HH [:MM[:SS .PP]]] :

. 0 .. 23 HH

. 059 MM

. 0 59 SS

. 0 ..99

PP

- Time

: :

*

1- C: \ Time 5:30

—

2- C: \ Time 17 : 30

DATE	-
------	---

.

:

:

DATE [MM/DD/YY] :

DD

MM .

:

YY

:

DATE 3/25/94 OR DATE 3/25/1994

CLS -

.

:

CLS:

A:>CLS

:

DOSKEY -

:



:

C:\ DOSKEY:

C:\ DOSKEY

:

:

C:\ DIR /S

C:\ CD DATA

C:\ DIR *.EXE



C:\ DIR *.EXE

C:\ CD DATA

MEM	-
------------	---

:


:

C:\ MEM :

:

C:\ MEM

Memory Type	Total	=	Used	+	Free
-----	-----		-----		-----
Conventional	640K		31K		609K
Upper	155K		155K		0 K
Reserved	384K		384K		0 K
Extended (XMS)	7,013K		5,989K		1,024K
-----	-----		-----		-----
Total memory	8,192K		6,559K		1,633K
Total under 1 MB	795K		186K		609K
Largest executable program size					609K (623,152 bytes)
Largest free upper memory block					0 K (0 bytes)
MS-DOS is resident in the high memory area.					



File Handling Commands

:

DIR

COPY

DEL

REN

TYPE

:

MORE

PRINT

ATTRIB

MOVE

UNDELETE

:

:

-
DIR

:

.

:

DIR [file name (s)] [/p][w] :

:

: file name (s)

.

:/p

()

/w

:

..

A>DIR

(

EXE

(

A>DIR *.EXE /p

(

A> DIR ?.

DIR

:

COPY -

COPY file1 file 2 [/v] :

file1

file2

COPY / V

XYZ.COM CHKDSK.COM (

A> COPY CHKDSK.COM XYZ.COM .

BAK PAS (

A> COPY *.PAS *.BAK

CON COPY :

COPY CONABC.DAT ABC.DAT (

ENTER

CTRL + Z

DEL -

. :
. :
DEL file name :
file name .. :

SAID44.BAS (

A>DEL SAID44.BAS

A>DEL *.*

REN -

REN old file new file :

old file :

new file

:-

SAID1.DOC SAID.TET (

A> REN SAID.TET SAID1.DOC

PRN LST (

A> REN *.LST *.PRN

TYPE -

. :
. :

TYPE [File name] :

. :
File name
:

SAID1
A>TYPE SAID1

:

MORE -

. :
. :

[DOS COMMAND] | MORE :

:
A> DIR | MORE . (

(Piping) | ENTER
---MORE---

---MORE--- (

---MORE---

PRINT -

PRINT[file name][device name] :

C:\PRINT Autoexec.bat on LPT1
Autoexec.bat

LPT1

ATTRIB -

ATTRIB (+ or -) [/H] [/A] [/S] [/R] :

[H]

[A]

[S]

[R]

:

ABD.EXE (

C:\ ATTRIB +H ABD.EXE

ABD.EXE (

C:\ ATTRIB -H ABD.EXE

MOVE	-
------	---

.

:

.

:

MOVE [path1] [file name] [path2] :

:

[path1]

[file name]

[path2]

:

INFO DATA AAA.TXT (

C:\ MOVE C:\DATA\AAA.TXT C:\INFO

WIN ISI (

C:\ MOVE C:\ISI*.* C:\WIN

XCOPY -

. :
.
C:\XCOPY [path1] [files] [path2] [/s] :

. path1
files
path2
XCOPY / S
:

DATA DOS
DOS
C:\DOS\XCOPY *.* C:\DATA /S

COPY XCOPY
XCOPY COPY

UNDELETE -

:

:

UNDELTE :

:

:

(

NO ENTIRES WERE FOUND

(

(?)

:

Directory: C:\WINDOWS

File Specifications: *.*

AUTOEXEC BAT 543 8-26-96 2:09p ...

Undelete (Y/N)?


(

Directory: C:\TEMP

File Specifications: *.*

**** ?DFT3B30 TMP 37376 8-26-96 1:53p ...A**

Starting cluster is unavailable. This file cannot be recovered with the UNDELETE command. Press any key to continue.



:

PATH / -

DOS

/

:

.COM ,

.BAT , .EXE

PATH [] ; [] :

:

PATH

A> PATH \ PROGRAMS

A> PATH \ DOS

A> PATH \ DIS ; B: ; C: / MAIN

A: DOS

C:

B:

. \ MAIN

MKDIR -

:

MD .

. :

MKDIR [directory name] :

MD[directory name]

:

C:\ MD LOTUS . LOTUS (

C:\ MD \ FILE \ DATA. (

.DATA FILE

:

.

CD -

:

CHANGE DIRECTORY CD

CD

.

. :

CD [directory name] :

:

DOS

C:\CD DOS

:

DIR

-

CD\

CD

-

.OR CD..

RMDIR	-
-------	---

:

RD

:

RMDIR [directory name] :

RD[directory name]

:

HOME

(

C:\CD DATA

C:\CD HOME

C:\DEL *.*

C:\CD ..

C:\ RD HOME

C:\RD \DATA\HOME

:-

(

Invalid path, not directory or directory not empty

.

:

TREE

-

:

:

TREE [path] [directory name] :

:

C

(

C> TREE

DATA

(

C> TREE C:\DATA

. DATA

DELTREE -

:

:

DELTREE [directory name] :

:

DATA

C:\ DELTREE DATA

MOVE -

-

MOVE :

:

MOVE [path] [directory name] [new directory :

nam]

:

INFO C: DATA

C:\MOVE C:\DATA INFO

(-)

FORMAT

-

:

FORMAT

(directory)

FORMAT

FORMAT D:[/v[:label]][/q]

[/f:size][/s][b][/t:TRACKS]

[/n:sectors][/1][/4][/8]

:

D *

(QUICK) /Q

(FAT) FILE ALLOCATION TABLE

(UNCONDITIONAL) /U*

. UNFORMAT

SYSTEM FILES

(SYSTEM) /S *

COMMAND

BOOTABLE

DOS

UNFORMAT -

REFORMATTED :

RECOVER

RESTRUCTURED

UNFORMAT D: :

D: :

LABEL -

LABEL :

A> LABEL

ENTER

A> LABEL B:YEAR_GO ENTER

VOL -

. :
 . :
 VOL :

: Volume in drive A Has no label

DISKCOPY -

:
 . :
 . :
 DISKCOPY [Drive name] :
 :

A> DISKCOPY B:

A: B: (

A>DISKCOPY B: B:

FDISK -

. FORMAT

FDISK

FDISK Options.
Current Fixed Disk Drive:1.

- Choose one of the following:**
- 1. Create DOSPartition**
 - 2. Change Active Partition.**
 - 3. Delete DOS Partition.**
 - 4. Display Partition Data.**
 - 5. Select Next Fixed Disk Drive.**

Enter choice: []

Press ESC to return to DOS.

<ENTER>

FDISK
(FDISK)
FDISK

FDISK

() ()

sys A:

A

Ms -	-
backup	

:

Msbackup :

msbackup :

- 1- Backup
- 2- Restore
- 3- compare
- 4- configure
- 5- quit

:

: (Backup)

: (Restor)

: (compare)

: (configure)

Msbackup : (quit)

virus scan -9

()

- 1- Macafee
- 2- scan . X

SCAN 97 X :
: SCAN

scan drive - name

OR
CLEAN / ALL

-

()


- 1-ARJ
- 2- ZIP
- 3-UNZIP

: ARJ

C > arj A - VA - JM -Je - A:\ file name . arj

C : \ path)
(

ARJ X - JYC A:\file - name . ARJ C: \



COUNTRY -

:

DATE , TIME

COUNTRY = XXX :

XXX :

:

CONFIG.SYS

dd-mm-yy

COUNTRY.SYS

COUNTRY=033

.

FILES -

:

. DOS

FILES = XX :

XX :

:

.

DBASE

CONFIG.SYS FILES=20

. DOS

DEVICE

-

:

DEVICE DRIVERS

DEVICE = filename :

filename :

:

DISK RAM

CONFIG.SYS

DEVICE=VDISK.SYS 160 512 64

B:.

A:

EDIT

EDIT

TEXT FILES :

EDIT [file name] :

) C:\>

FILE-NAME

(FILE-NAME

: ABC.BAT

: C> EDIT ABC.BAT

FILE EDIT SEARCH OPTIONS

HELP

ABC.BAT

()

: EDIT

: File :

File

: New -

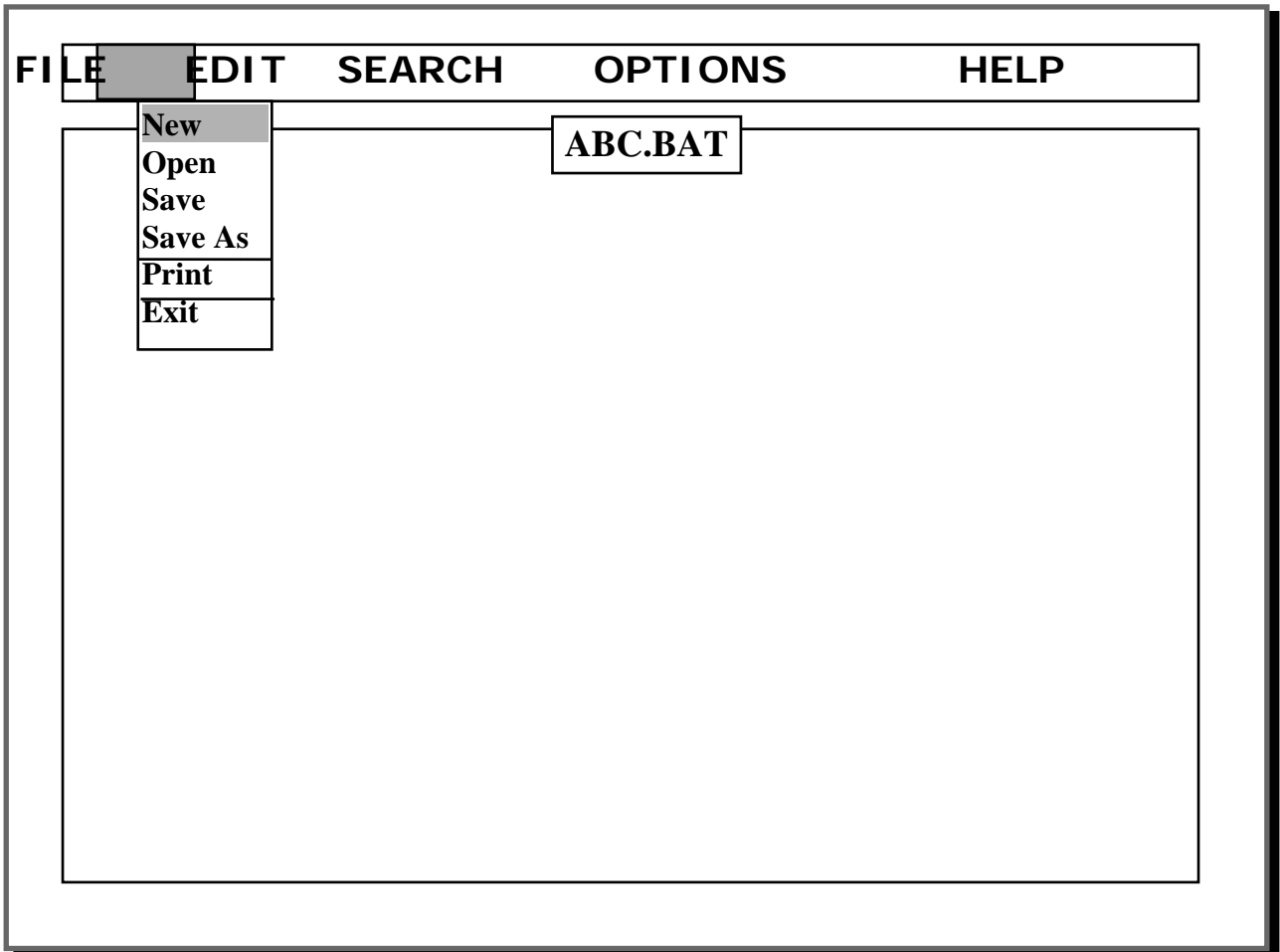
: Open -

: Save -

: Save As -

: Print -

: Exit -



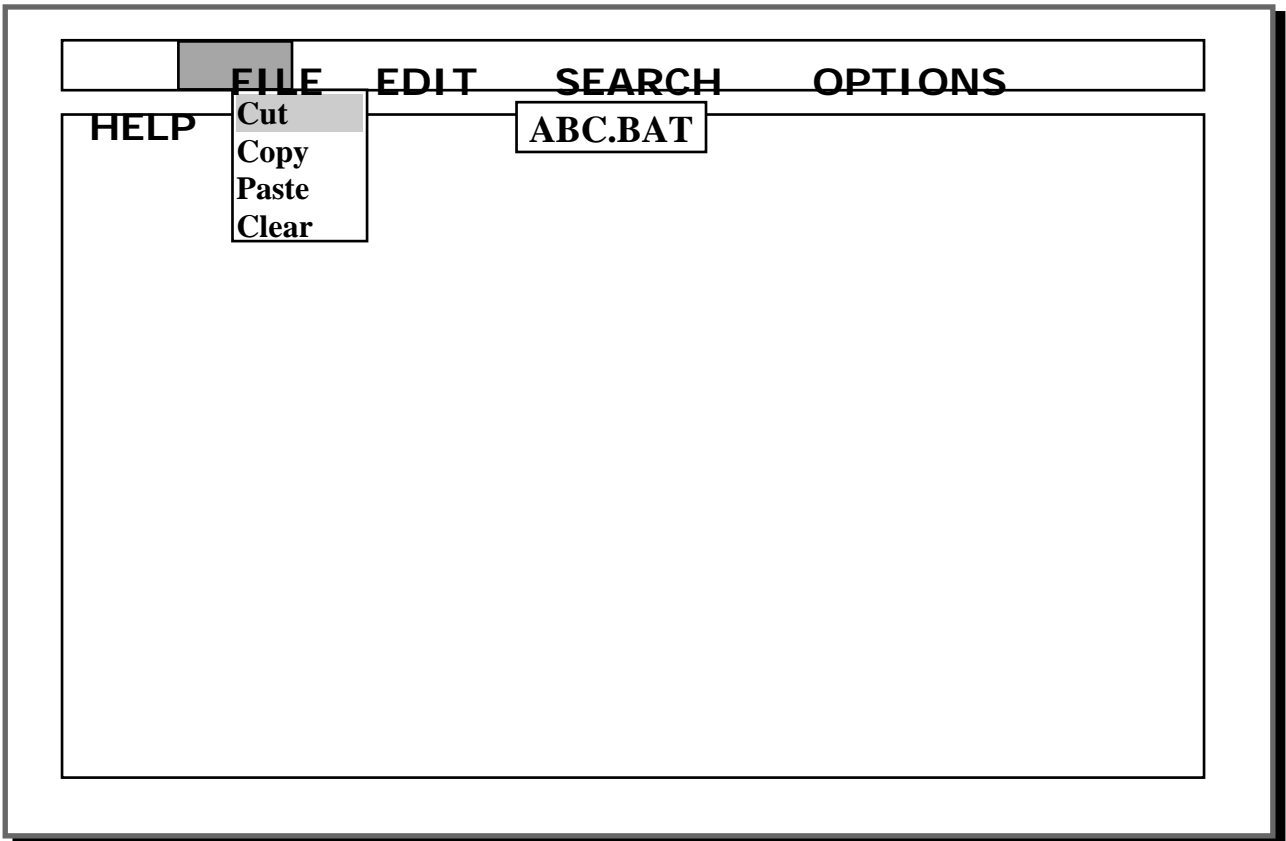
: Edit :

: Edit
: Cut -
: Copy -
: Paste -
: Clear -

.Copy Cut

()

shift



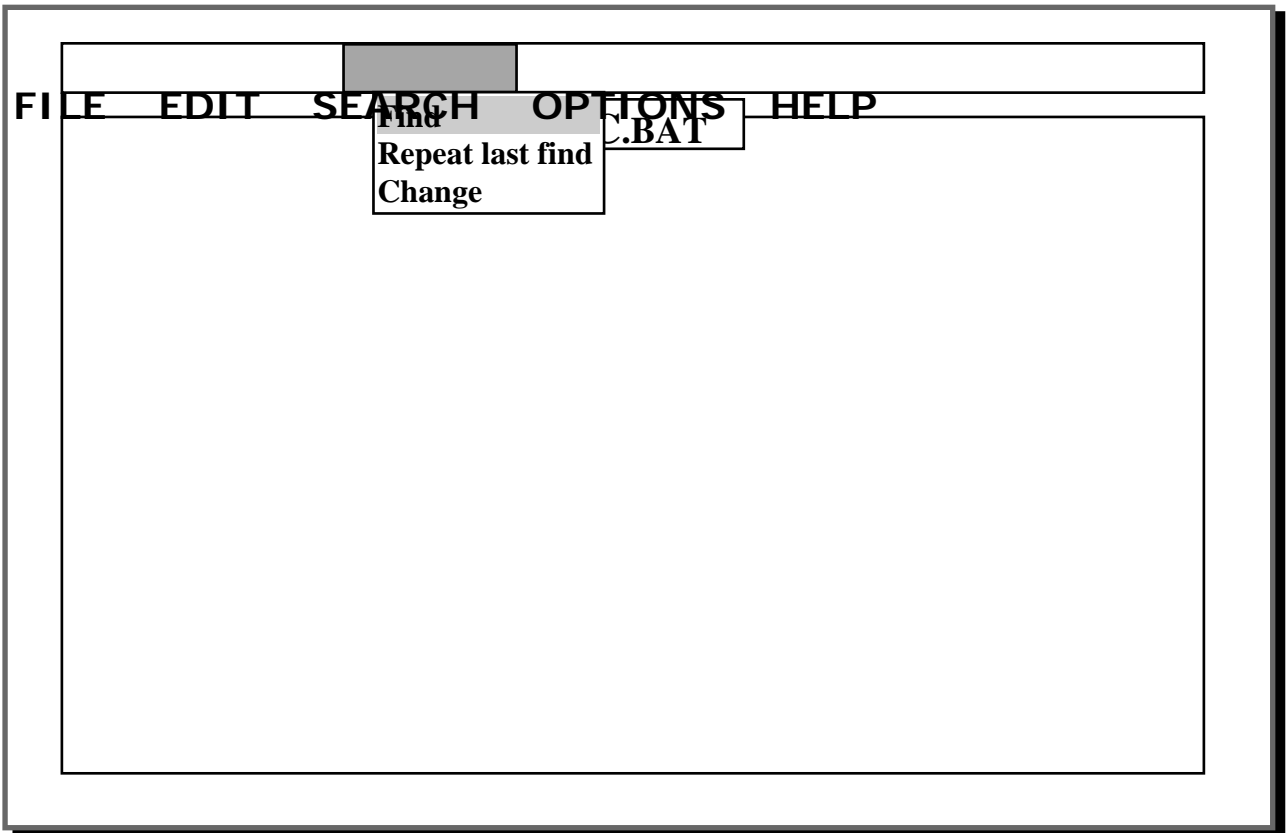
: Search

: Search

: Find -

: Repeat last find -

: Change -



: Options

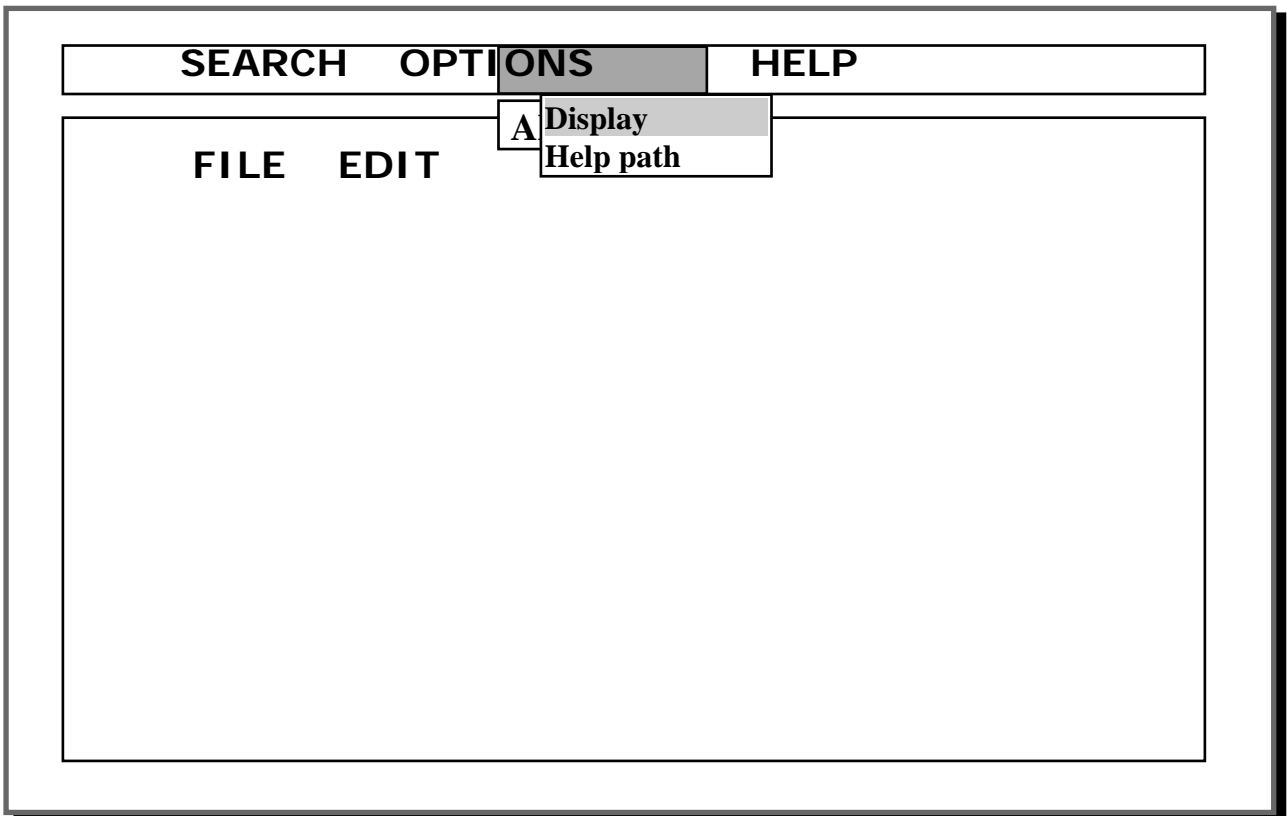
: Options


: Display -

(Help)

: Help path -

.Edit





BATCH FILES

(AUTOEXEC.BAT) :

(AUTOEXEC.BAT)

DOS

. AUTOEXEC.

: (WORDSTAR)

AUTOEXEC.BAT<ENTER> COPY CON
DATE <ENTER> TIME <ENTER>
WS <F6> <ENTER>

) (TIME) (DATE)

XT, PC.

()

AT

()

) (Side Kick)

(DOSKEY) (Ready) (

AUTOEXEC.BAT

) (PATH)

(RAM DISK)

(Print Spooler)

)(MODE)

DOS
C:\)

PROMPT \$P\$G

C >))

(:\LOTUS\ ESTEMATES



()
.(% % %) %
% % %
:

COPY CON DIRCHK.BAT<ENTER>
DIR %1 / W <ENTER>
CHKDSK %1 <F6> <ENTER>

DIRCHK B: <ENTER>

B: CHKDSK :B

B.

COPY CON DIRCHK.BAT<ENTER>
COPY A:%1 B: / V <ENTER>
COPY A:%2 B: / V <ENTER>
DIR A: / P <ENTER>
DIR B: / P <ENTER>
<F6> <ENTER>

: NAMES.CON FILE.CON

COPY&CK FILE.CON NAMES.CON <ENTER>
(COPY).



ECHO

FOR
GOTO

IF
PAUSE

REM

(BATCH PROCESSING)

ECHO - FOR - GOTO - IF - PAUSE - REM - SHIFT

- ECHO

ECHO [ON]

ECHO[OFF].

ECHO [ON] [message]

ECHO [OFF] [message]

A> ECHO HELLO < ENTER >
HELLO .

FOR -

```
FOR% %C IN set DO COMMAND :
```

```
File space :C :set : Command
```

```
FOR %%+ IN (*.ASM) DO TYPE %%+ (
    .ASM
FOR %%+ IN ( SALES\*.*) DO TYPE %%+ < (
    asm ENTER >
```

GOTO -

```
GOTO Label :
```

```
Looping .....
Begin :
Rem looping.....
Goto Begin
```

Begin

Rem looping

Begin

IF -

:

:

IF Condition Command :

:

IF NOT EXIST 620 Can't find file < enter > (
TXT.620 DOS

Can't find file

IF %1 == Quit GOTO END (

END (1==quit)

PAUSE -

:

:

PAUSE :

PAUSE :

Press any key to continue

:

DIR A:

ECHO DISPLAY the directory of drive B next

PAUSE

DIR B:

B

REM -

REM Command :

REM This file checks new disks
PAUSE Insert new disk in drive A :
Format A : /S
DIR A :
CHKDSK A :